

### Acquisition Overview

Sep 22, 2020 - Jan 22, 2021

All Users  
100.00% Users

Primary Dimension:

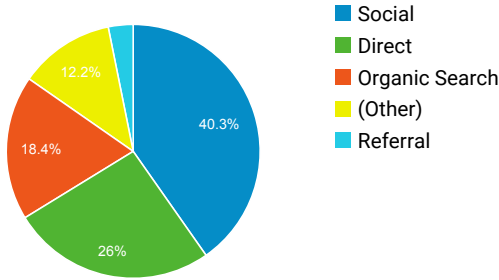
Conversion:

Top Channels ▾

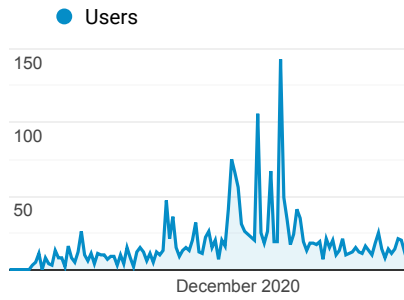
eCommerce ▾

[Edit Channel Grouping](#)

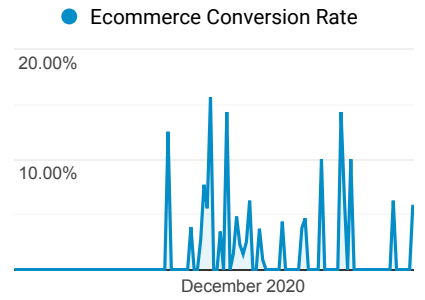
#### Top Channels



#### Users



#### Conversions



	Acquisition			Behavior			Conversions		
	Users ↓	New Users ↓	Sessions ↓	Bounce Rate ↓	Pages / Session ↓	Avg. Session Duration ↓	Ecommerce Conversion Rate ↓	Transactio... ↓	Revenue ↓
	1,590	1,590	2,810	7.65%	7.54	00:04:36	1.53%	43	\$0.00
1 Social	662	<div style="width: 41.6%"></div>		5.56%	<div style="width: 41.6%"></div>		1.77%	<div style="width: 41.6%"></div>	
2 Direct	427	<div style="width: 26.8%"></div>		12.35%	<div style="width: 26.8%"></div>		1.49%	<div style="width: 26.8%"></div>	
3 Organic Search	303	<div style="width: 19.0%"></div>		6.38%	<div style="width: 19.0%"></div>		0.75%	<div style="width: 19.0%"></div>	
4 (Other)	200	<div style="width: 12.6%"></div>		6.70%	<div style="width: 12.6%"></div>		0.00%	<div style="width: 12.6%"></div>	
5 Referral	52	<div style="width: 3.3%"></div>		6.79%	<div style="width: 3.3%"></div>		4.01%	<div style="width: 3.3%"></div>	

To see all 5 Channels click [here](#).